

# Dapper Drupal

---

Garrett Dawson  
John Ferris



# Garrett Dawson

 @killtheliterate

# John Ferris

 @pixel\_whip

---

Front-end Developers



**aten**  
design group



[atendesigngroup.com](http://atendesigngroup.com)



@atendesign



— DRUPALCON —  
**DENVER**  
MARCH 19-23, 2012



THE AMERICAN  
**PROSPECT**



Poynter.



ChildFund®  
International



# Custom Tailored *Themes*



Photo Credit - <http://www.flickr.com/photos/lac-bac/4574232863>

# Front-end Developer

---

# Front-end Developer

---

**HTML + CSS + JS**

# Front-end Developer

---

**HTML + CSS + JS**

+ themes + base themes + starter themes + theme functions + template files + render arrays + preprocess functions + process functions + alter functions + theme hook suggestions + views + display suite + panels + cray cray



# Themer

---

**HTML + CSS + JS**

+ themes + base themes + starter themes + theme functions + template files + render arrays + preprocess functions + process functions + alter functions + theme hook suggestions + views + display suite + panels + cray cray

**What base theme  
do *you* use?**

**It depends.**

# Measuring Up

---

What type of projects are you building?

Who maintains the site after launch?

What can be reused?

Where do you need to build in flexibility?

# Stanford | Stanford Framework

Search this site...



OVERVIEW THEMES ▾ REQUEST A THEME TERMS OF USE ABOUT CONTACT NEWS


## ABOUT STANFORD FRAMEWORK

Stanford Framework is a base theme specifically designed for Stanford. This theme includes approved Stanford branding and styles, as well as useful theme options for creating site title treatments that align with Stanford's identity guidelines.

Stanford Framework is ideal as a base theme on which to build Stanford-branded sub themes.

Stanford Framework is available for official group and department websites. It can be enabled by request on your Stanford Sites website, or provided as a download for use on other hosting services.

[REQUEST STANFORD FRAMEWORK >](#)



This is your homepage banner. To edit the image and caption, hover over the block, click on the gear widget and "Edit Block".

## ANNOUNCEMENTS

This is your Announcements block. Here you can post announcements about your organization

To edit the block and remove this placeholder content, hover over the block, click on the gear widget and select "Edit Block." When finished, be sure to scroll down to the bottom of the page and click "Save."

## IN THE SPOTLIGHT



*Optional caption here.*

This is your Highlights block. Here you can post recent news, feature an event, or call out highlighted information.

To edit the block and remove this placeholder content, hover over the block, click on the gear widget and select "Edit Block." When finished,



### Example Announcement

FEBRUARY 13, 2013

Class aptent taciti sociosqu ad litora torquent per conubia nostra, per inceptos himenaeos. Aenean imperdiet lobortis libero. Vestibulum ante ipsum primis in faucibus orci luctus et ultrices posuere cubilia Curae; Aenean vitae tortor ligula, quis laoreet ante. Phasellus in turpis ac elit consectetur viverra. Praesent nec massa vitae dui facilisis venenatis et at nisi. Proin fringilla vulputate velit, vel fermentum velit viverra nec.



### Example Announcement

JANUARY 3, 2013

Class aptent taciti sociosqu ad litora torquent per conubia nostra, per inceptos himenaeos. Aenean imperdiet lobortis

# Stanford Web Services

## ABOUT STANFORD FRAMEWORK

Stanford Framework is a theme specifically designed for Stanford. This theme includes approved Stanford branding and styles, as well as useful theme options for creating site title treatments that align with Stanford's branding guidelines.

Stanford Framework is ideal as a base theme on which to build Stanford-branded sub-themes.

Stanford Framework is available for official group and department websites. It can be enabled by request on your Stanford Sites website. [Download](#)

# 7

Staff Members

# 900+

Websites

# Open Framework

## ABOUT OPEN FRAMEWORK

Stanford Framework is a theme specifically designed for Stanford. This theme includes approved Stanford branding and styles, as well as useful theme options for creating site title treatments that align with

Stanford Framework is ideal as a base theme on which to build Stanford-branded sub-themes.

Stanford Framework is available to official group and department websites. It can be enabled by request on your Stanford website, or provided as a



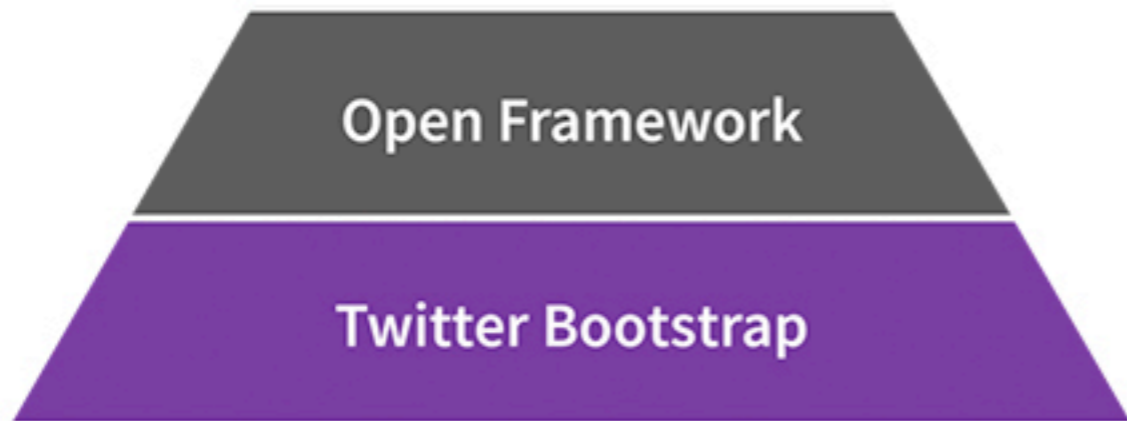
# Open Framework

## ABOUT OPEN FRAMEWORK

Stanford Framework is a theme specifically designed for Stanford. This theme includes approved Stanford branding and styles, as well as useful theme options for creating site title treatments that align with

Stanford Framework is ideal as a base theme on which to build Stanford-branded sub-themes.

Stanford Framework is available for official group and department websites. It can be enabled by request on your Stanford Sites website or provided as a download





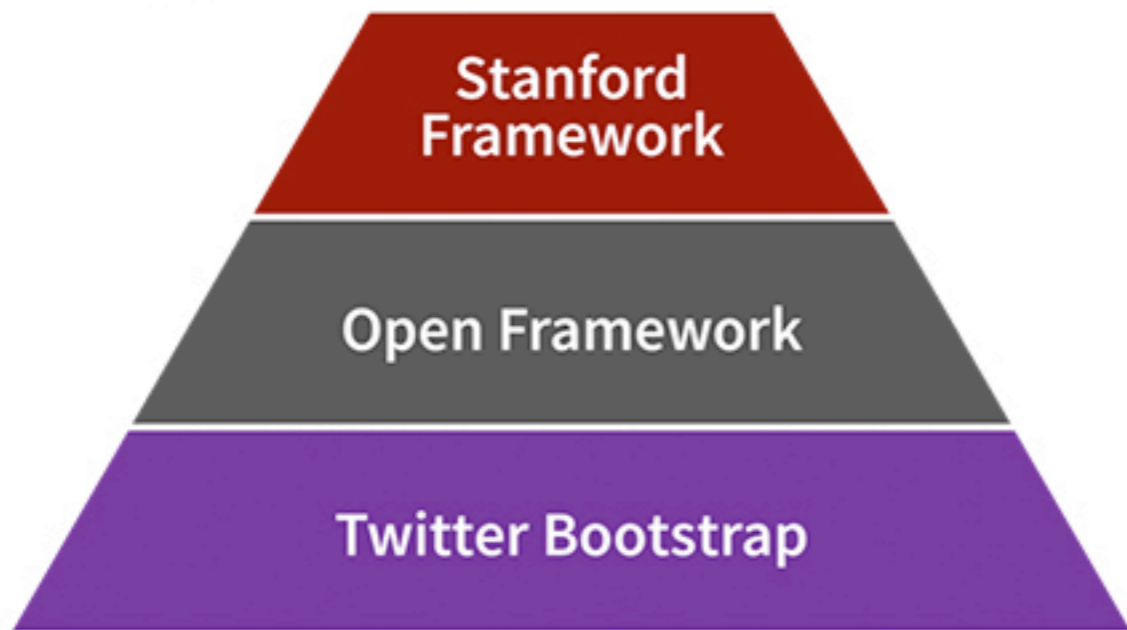
# Open Framework

## ABOUT STANFORD FRAMEWORK

Stanford Framework is a theme specifically designed for Stanford. This theme includes approved Stanford branding and styles, as well as useful theme options for creating site title treatments that align with Stanford's branding guidelines.

Stanford Framework is ideal as a base theme on which to build Stanford-branded sub-themes.

Stanford Framework is available for official group and department websites. It can be enabled by request on your Stanford Sites website, or provided as a download.



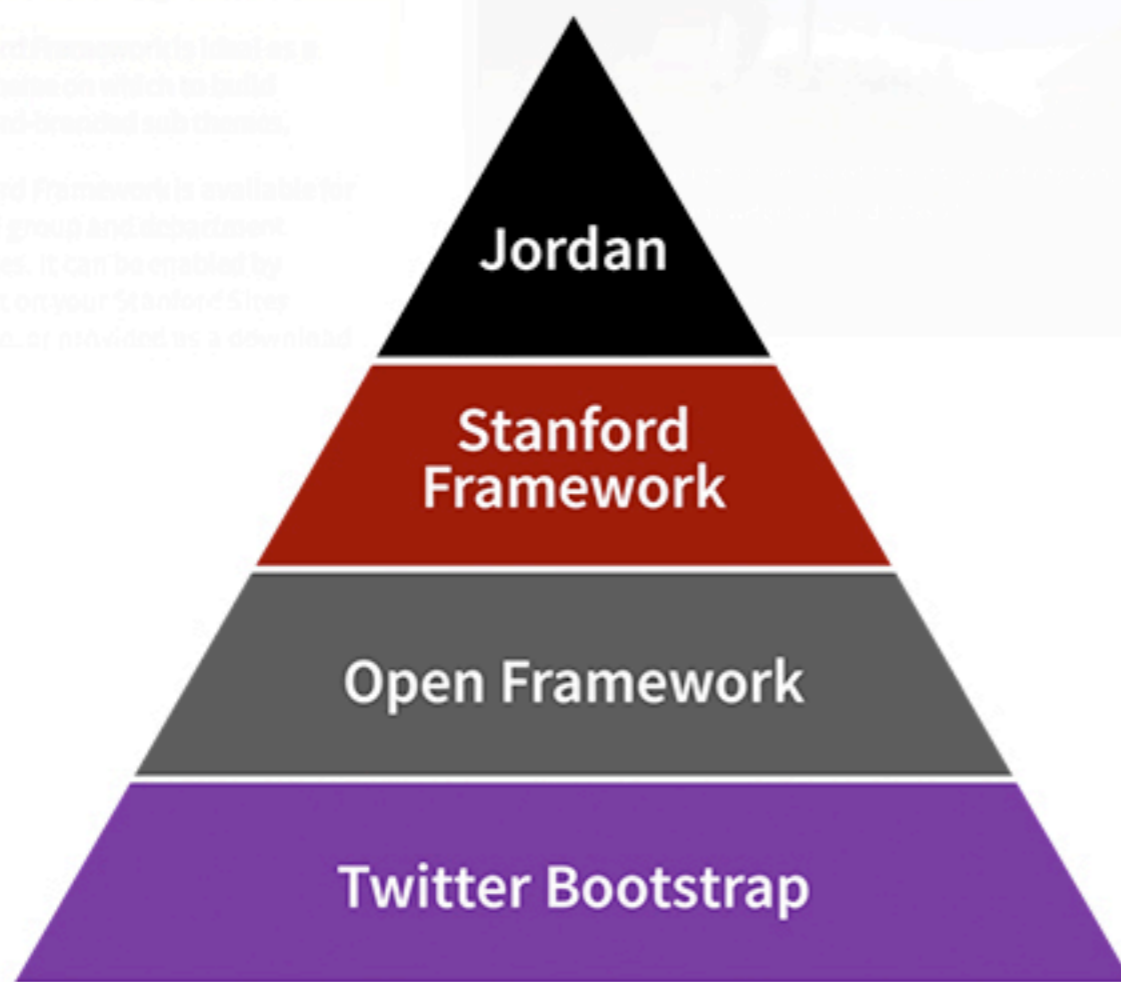
# Open Framework

## ABOUT STANFORD FRAMEWORK

Stanford Framework is a theme specifically designed for Stanford. This theme includes approved Stanford branding and styles, as well as useful theme options for creating site title treatments that align with Stanford branding guidelines.

Stanford Framework is ideal as a base theme on which to build Stanford-branded sub-themes.

Stanford Framework is available for official group and department websites. It can be enabled by request on your Stanford Sites website, or provided as a download.



# JOIN THE REVOLUTION

The internet of tomorrow requires forward thinking web apps that are built to last and function intuitively on multiple devices. Break free of the status quo and start thinking differently about design and development.

Choose Freedom

## WHAT WE DO Take a ride on the Kalatrain.



### SERVER MIGRATIONS

We've moved over 70 gigabytes of data to the Pantheon platform.



### ANALYSIS & DISCOVERY

Find potential pitfalls and low-hanging fruit to improve your site.



### DRUPAL DEVELOPMENT

We build powerful web solutions to accomplish your business goals.



### DEVELOPER TOOLS

Ask us about Kalabox, our tuned local development environment.

## CONTACT US

Time is money but with Kalamuna talk is free. Give us a jingle and let's talk about your project!

## RECENT NEWS

👉 Day Two @drupalcon!! Be sure to stop by our big white tent to experience a vintage slideshow #ride of a lifetime!

## LATEST POSTS

[DRUPAL SUGAR RUSH: 3 TIPS FOR DIGESTING DRUPALCON](#)  
May 20, 2013

# Panopoly + Bootstrap

# Kalatheme


[drupal.org/project/kalatheme](https://drupal.org/project/kalatheme)





# Escapes

Endless summer days will be here before you know it. Plan the perfect getaway with these tips that won't break the bank.

 **Contributor: Mark Thompson**  
European Travel

### HOT TOPICS

- Deadly tornadoes strike
- Xbox One announced
- IRS officials testifying
- See the 'DWTS' winner
- Today's weird headlines
- New Xbox announced

### FEATURED



35 PHOTOS

Advertisement



Pristiq 50 mg Side Effects: dizziness, and occ frequently week o

Click below for the full P including boxed warning

Important Safety Information    Prescrip

Important Safety Information about PRISTIQ®

# drupal.org/project/pure

## Download & Extend

[Download & Extend Home](#)[Drupal Core](#)[Distributions](#)[Modules](#)[Themes](#)

## Pure

[View](#) [Version control](#)

Posted by [Zarabadoo](#) on *December 13, 2012 at 2:22pm*

This is a base theme that is intended to support organization of assets and make development and maintenance of projects easier.

- Adds the ability to declare framework and conditional stylesheets in a theme's .info file.
- Adds the ability to declare include directories for the system to look in and automatically include .inc files.
- Simplifies form theming by adding a theme\_form\_content() suggestion to all inner form content. It then provides additional theme\_form\_content\_FORM\_ID() suggestions.
- Adds an additional hook\_block\_view\_MODULE\_alter() callback for blocks.
- Add an additional hook\_page\_CALLBACK\_alter() callback.

One other addition is the hook\_suggestions() and hook\_suggestions\_HOOK() set of functions. This is more a workaround than a feature. Due to the nature of Pure, all preprocess functions are run at the pure level and do not properly capture additions to theme hook suggestions. This set of functions is in place to add your suggestions properly. It is an extra set of code, but one nice thing is that it separates the hook additions from the heavy processing and formatting.

Development sponsored by [Examiner.com](#)

Downloads

### Maintainers for Pure

[Zarabadoo](#) – 2 commits

last: 45 weeks ago, first: 45 weeks ago

[View all committers](#)

[View commits](#)

### Issues for Pure

To avoid duplicates, please search before submitting a new issue.

[Advanced search](#)

All issues

0 open, 0 total

Bug reports

0 open, 0 total

[Subscribe via e-mail](#)

Resources



Drupal consultancy, design, development, hosting and support.



### Le Figaro Bourse

The financial section of a national newspaper site moves to Drupal

Consultancy, Development, Training



### Microsite Management Tool

A tool to enable content producers to build microsites for some of the UK's largest companies

Consultancy, Development



### HSBC Annual Review

We provide secure, resilient hosting and support for HSBC on highly sensitive projects

Hosting

## INSIGHTFUL CONSULTANCY

Our professional services team help identify business needs and priorities, develop a project scope and plan, and manage a project to success. We also provide expert

## LATEST BLOG POSTS

Drupal community, marks for effort...

bit.ly/14VPriy



[Home](#)

[Conference](#)

[Community](#)

[Sponsor](#)

[Schedule](#)

[Register / Login](#)

**MARCH**  
**2013**  
FRI 1<sup>ST</sup> TO SUN 3<sup>RD</sup>

## DEATH OF A THEMER

Large Drupal projects will generally have a themer or five working alongside the developers, site builders and designers. Themers are the magicians who transform what Drupal wants to do into what the designer wants it to do.

Smaller projects also usually need someone on the team who can make sense of Drupal's output, knows more CSS and JS than anyone else and can configure Views with their eyes closed.

The thing is — and whisper this, if possible redundancy concerns you — we can bypass the themer entirely.

With some simple configuration, a site builder can get Drupal to output exactly the semantic, lightweight markup that any modern front-end designer would be proud of. The designer can be left alone to write the most appropriate HTML, CSS and JS, while the site builder need only choose a couple of options when putting together content types, views and panels to make Drupal behave.

A friendly developer may have to lend a hand every now and then, but that's it. You can get rid of the themer altogether.\*

[Volunteer!](#)

[Become a sponsor](#)



## The American Prospect

When the *Prospect's* needs for publishing had outgrown a rigid proprietary platform and constraining design, they chose Aten to help completely recreate their website – from publishing backend to user experience.

[Read the Case Study](#) >



**Web strategy, beautiful design, & experienced execution.**

We design, build and support websites for organizations doing good work all around the world.  
Learn more about [our work](#) and [our team](#).

# Center

[drupal.org/project/center](http://drupal.org/project/center)

```
106 */
107 function center_form_element($variables) {
108   $element = &$variables['element'];
109
110   // This is also used in the installer, pre-database setup.
111   $t = get_t();
112
113   // This function is invoked as theme wrapper, but the rendered form element
114   // may not necessarily have been processed by form_builder().
115   $element += array(
116     '#title_display' => 'before',
117   );
118
119   // Add element #id for #type 'item'.
120   if (isset($element['#markup']) && !empty($element['#id'])) {
121     $attributes['id'] = $element['#id'];
122   }
123
124   // Add element's #type and #name as class to aid with JS/CSS selectors.
125   $attributes['class'] = array('form-item');
126   if (!empty($element['#type'])) {
127     $attributes['class'][] = 'form-type-' . strtolower($element['#type']);
128   }
129   if (!empty($element['#name'])) {
130     $attributes['class'][] = 'form-item-' . strtolower($element['#name'], array(' ' => '-', '_' => '-', '[' => '-', ']' => ''));
131   }
132
133   // Add a class for disabled elements to facilitate cross-browser styling.
134   if (!empty($element['#attributes']['disabled'])) {
135     $attributes['class'][] = 'form-disabled';
136   }
137   $output = '<div' . drupal_attributes($attributes) . '>' . "\n";
```

# Prototype

[drupal.org/project/prototype](http://drupal.org/project/prototype)

```
34  /**
35  * Implements hook_preprocess_field()
36  */
37  function prototype_preprocess_field(&$vars) {
38    /* Set shortcut variables. Hooray for less typing! */
39    $name = $vars['element']['#field_name'];
40    $bundle = $vars['element']['#bundle'];
41    $mode = $vars['element']['#view_mode'];
42    $classes = &$vars['classes_array'];
43    $title_classes = &$vars['title_attributes_array']['class'];
44    $content_classes = &$vars['content_attributes_array']['class'];
45    $item_classes = array();
46
47    /* Global field styles */
48    $classes = array(
49      'field',
50      'field--' . str_replace('_', '-', $name),
51    );
52    $title_classes = array('field-label');
53    $content_classes = array('field-items');
54    $item_classes = array('field-item');
55
56    /* Handle inline label classes */
57    if (!$vars['label_hidden'] && $vars['element']['#label_display'] == 'inline') {
58      $classes[] = 'field--inline-label';
59    }
60  }
```

**How do you begin  
to approach this?**

**Get your  
measurements.**

**Start building  
your own!**

# **Continuous Improvement**

~~Continuous~~  
**Continuous  
Improvement**



# To Conclude:

---

Nobody knows you like you.  
Get you measurements.  
Build something.

# Survey Says!!

[bit.ly/14DgkZ5](http://bit.ly/14DgkZ5)

[My Account](#) [About](#) [News](#) [Contact](#) [My Cart](#) [Log out](#)

[CONFERENCE](#) - [SPEAKERS](#) - [PORTLAND](#) - [COMMUNITY](#) - [SPONSORS](#) -

[TICKETS & REGISTRATION](#)



DRUPALCON  
*Portland*  
MAY 20-24 2013



[Home](#) >

## DAPPER DRUPAL - CUSTOM TAILORED THEMES

[View](#)

[Edit](#)

### *Remove from your schedule*

Base themes are a great place to start when you're first getting into theming. As you grow as a front-end developer, you'll find your old standby base theme no longer fits. You're a grown up now; it's time to dress to the nines.

### **Why build a base theme?**

By necessity, base themes make assumptions about how teams and individuals work. By rolling your own, you'll become much more comfortable and informed about the Drupal theming

### IMPORTANT DATES

**May 21**

**Keynote:** [Dries Buytaert](#) (11:30m in Hall A)

DrupalCon Group Photo - 12:45pm

Opening Reception - 5:30pm

Women in Drupal Meet + Greet - 6:00pm

**May 22**

**Keynote:** [Karen McGrane](#) (9:00am in Hall A)

Drupal Association Board Meeting - 6:00pm

**May 23**

**Keynote:** [Michael Lopp](#) (9:00am in Hall A)

Trivia Night - 9:00pm

[Read more](#)