

Design *Smarter* Not Harder

Ken Woodworth

Ken Woodworth

Art Director / Partner



@kenwoodworth



kenwoodworth.com



aten
design group



@atendesign

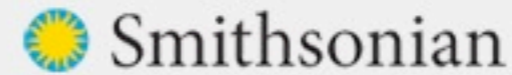


atendesigngroup.com



— DRUPALCON —
DENVER
MARCH 19-23, 2012

Stanford
University



Poynter.



ChildFund
International



The State of
Design

Devices



**Web design
was easy.**



Web design
was easy.

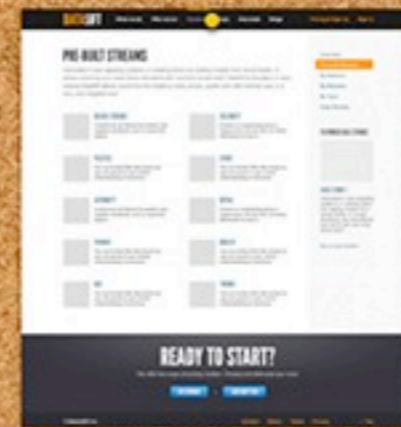


Math lesson!

PAGES		5		5		30
DEVICES	×	1	×	3	×	∞
DESIGNS		5		15		∞



http://softfacade.com



Interaction



Click



Click



Touch



Click



Touch



Speech



A Changing Ecosystem



WATCH OUT



for

TRENDS



A long time ago...

SKIP INTRO >



TINY TEXT

LOTS//OF//THIS



NEW.ME

« 2A.VTHREE.EXPANSIONS
NEW.METHODS.OF.TRANSPORTATION

↓ SCROLL.EXTENDED.CONTENT

AMBIENCE.UNMUTE

FEATURE

SUB.DATA

UPDATES



2ADVANCED: SXSW FINALIST
2ADVANCED STUDIOS HAS BEEN SELECTED AS A FINALIST FOR THE 2002 SXSW INTERACTIVE FESTIVAL WEBSITE COMPETITION IN THE "REDESIGN/RELAUNCH" CATEGORY. THE SXSW WEB AWARDS HONOR THE BEST NEW SITES ON THE WEB.

VIEW

NOW AVAILABLE: "EXPANSIONS" VIDEO DEMO REEL
 HI-FI // 12 MEG QUICKTIME
 LO-FI // 10 MEG QUICKTIME

2ADVANCED // WINAMP SKIN
 DOWNLOAD // AUTOINSTALL

2.16.02
EXPLORATORY UPDATE: NEW EXPERIMENTAL GRAPHIC AND FLASH PIECES ADDED TO GALLERY.

1.21.02
2ADVANCED STUDIOS SELECTED AS A FINALIST FOR THE 2002 SXSW INTERACTIVE FESTIVAL WEBSITE COMPETITION IN THE "REDESIGN/RELAUNCH" CATEGORY. FOR MORE

MAILING LIST

EQUIPMENT

TRANSMISSIONS

ENTER EMAIL ADDRESS:

SUBMIT

2ADVANCED APPAREL // DESKTOP OUTFITTINGS
 // 2A.T-SHIRT.MODULES
 // 2A.DESKTOP.MODULES

// VIEW UPDATES ARCHIVE MODULE
 // EMPLOYMENT OPPORTUNITIES
 // PREVIOUS VERSIONS OF 2ADVANCED

FLAT

VS

SKEUOMORPHISM

(REALISM)

“ *The digital world has seen skeuomorphism popularized in the past couple years mainly thanks to the recent iOS-inspired trend of rich textures and life-like controls.*

– SACHA GREIF



<http://sachagreif.com/flat-pixels>

“ Flat design makes it easier for all designers to do decent work, and much more difficult to do amazing work.

– JONATHAN LIBOV



<http://bit.ly/11ybBKL>

Flat UI Pro

Flat UI Pro is made on the basis of Twitter Bootstrap in a stunning flat-style, and the kit also includes a PSD version for designers.

[Buy Now](#)

Responsive Web Design

~~Responsive~~ **Web Design**

~~Responsive~~ ~~Web~~ **Design**



“Times change, and dropping qualifiers is a good way to measure the changes.”

– SCOTT REYNEN



<http://atendesigngroup.com/blog/dropping-qualifiers>

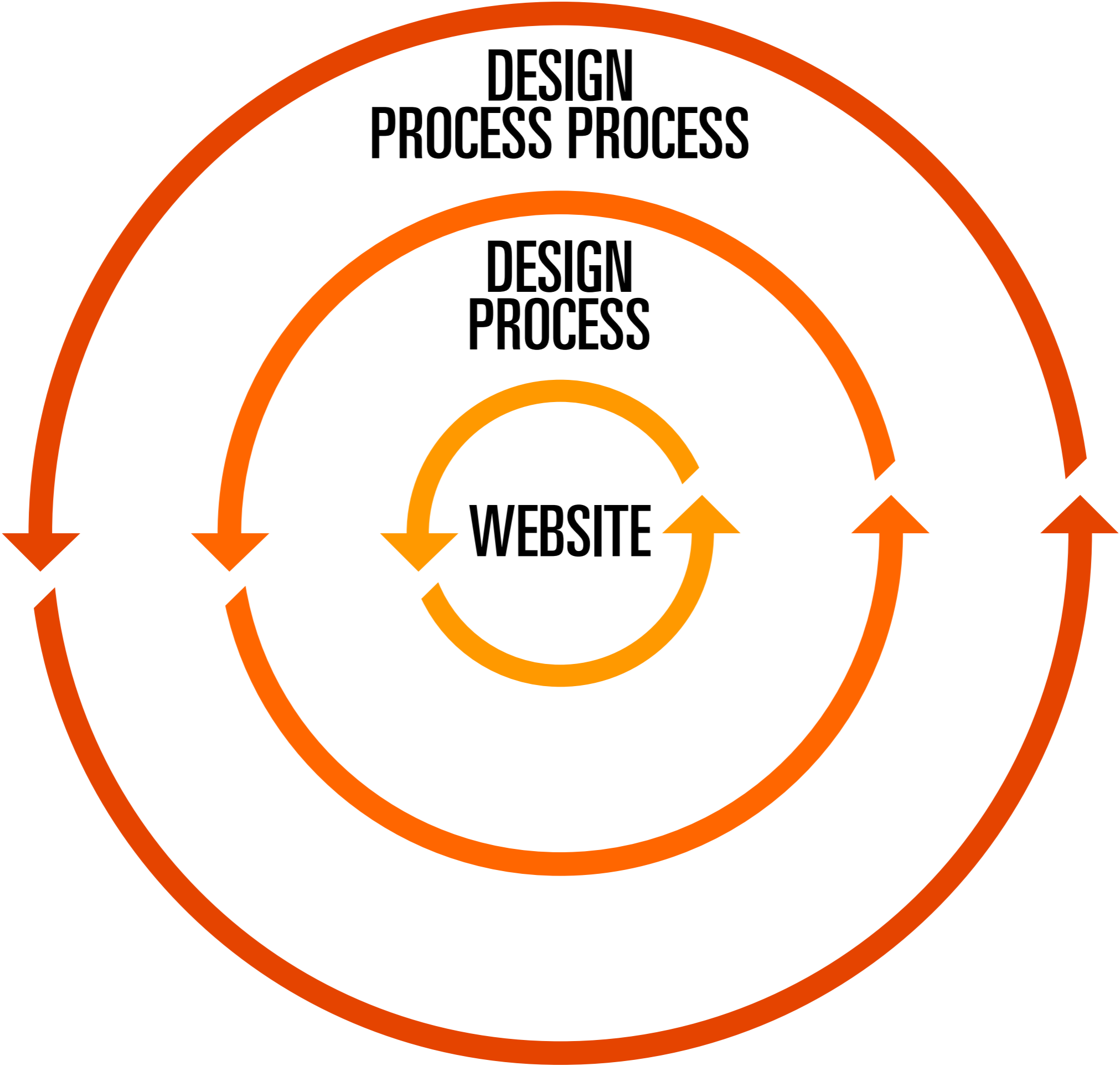
Evolve Your
Process

INCEPTION

**DESIGN
PROCESS PROCESS**

**DESIGN
PROCESS**

WEBSITE



Initiate Change

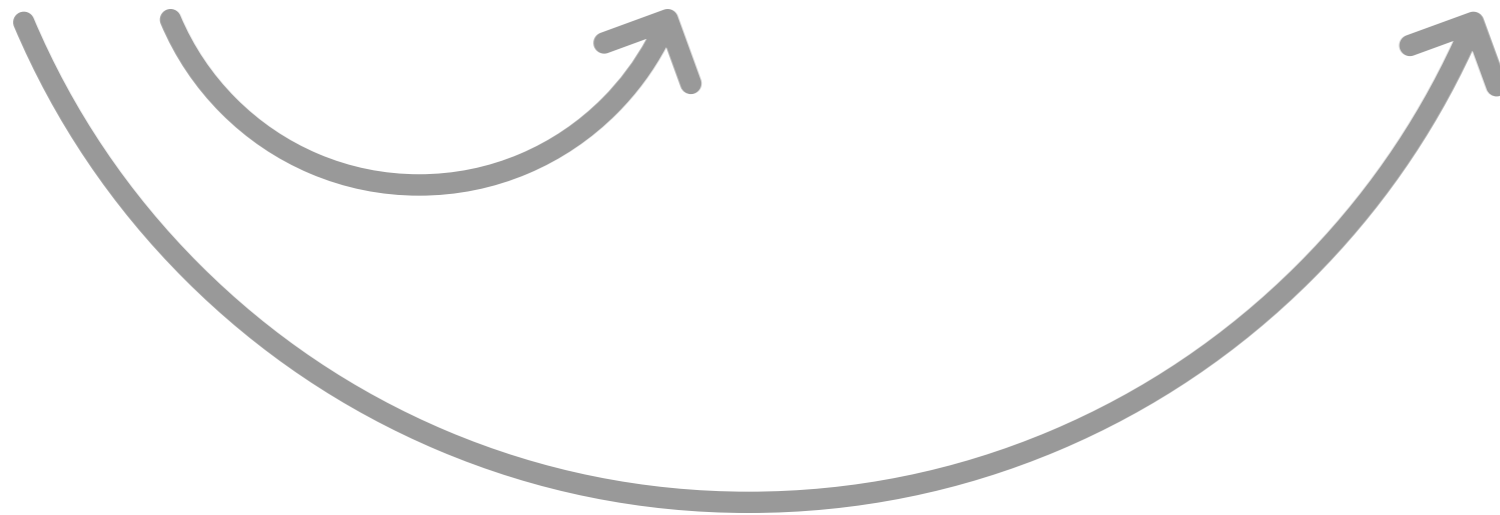
Elements of an
**Effective
Process**

IA → Design → WEBSITE!





IA → Design → WEBSITE!





Establish Goals

LARGE



SMALL
SMALL

SMALL
SMALL
SMALL
SMALL

SMALL
SMALL
SMALL

SMALL
SMALL

SMALL
SMALL
SMALL
SMALL

Communication



**Front-End
Developer**

**Information
Architect**

**Back-End
Developer**

The client

**Interaction
Designer**

**User Interface
Designer**

**Project
Manager**

NASW Logo

[Home](#)

[About](#)

[Articles](#)

[Forums](#)

[Events](#)

[Awards](#)

[Publications](#)

Search

GO

My Connections Activity

Show this latest posts from the users you are connected to.

My Profile

[Link to Edit Profile](#), [Privacy Settings](#), [Change Password](#), [Email Aliases](#)

My Connections

Show other NASW members that you are connected with.

External Content

Pull in external RSS feeds & Twitter Feeds provided by user.

My Groups

Show NASW groups that you have joined.

“ This is all wrong. It’s too gray, it’s too boxy, and I hate the font.

- EVERY CLIENT WHO EVER REVIEWED WIREFRAMES

Tools





YE OLDE SCHOOL

Marker & Pen

COPIC sketch
MADE IN JAPAN
0
COPIC sketch
MADE IN JAPAN
C1
COPIC sketch
MADE IN JAPAN
C3
COPIC sketch
MADE IN JAPAN
C5
COPIC sketch
MADE IN JAPAN
C7
COPIC sketch
MADE IN JAPAN
C9

Cool Grey 10%
10% gris froid
PB-108

©2011 NEWELL RUBBERMAN OFFICE PRODUCTS
OAK BROOK, IL 60523
www.copic.com

PREMIER

COPIC sketch
MADE IN JAPAN
C0
.Too
4 511338 002483

COPIC sketch
MADE IN JAPAN
C1
.Too
4 511338 002285

COPIC sketch
MADE IN JAPAN
C3
.Too
4 511338 002308

COPIC sketch
MADE IN JAPAN
C5
.Too
4 511338 002322

COPIC sketch
MADE IN JAPAN
C7
.Too
4 511338 002346

COPIC sketch
MADE IN JAPAN
C9
.Too
4 511338 002360

Cool Grey 10%
10% gris froid
PB-108

©2011 NEWELL RUBBERMAN OFFICE PRODUCTS
OAK BROOK, IL 60523
WWW.COPICMARKERS.COM

PREMIER
FINE TIP MARKERS
9

Paper





Graphic Software

DECEASED

DECEASED





Sketch

THE DESIGNER'S TOOLBOX



<http://www.bohemiancoding.com/sketch>

Interaction



<http://www.invisionapp.com>

inVISION

HOME TOUR CUSTOMERS BLOG SIGN UP FREE

PROTOTYPING & COLLABORATION FOR DESIGN TEAMS

SIGN UP FREE →

AIRBNB
SAN FRANCISCO, CA

"InVision helps our team key in on the right sorts of issues." Chad Thornton, Airbnb

Questions? Drop us a line! ^

**HIGH FIDELITY PROTOTYPING &
COLLABORATION – FOR
DESIGNERS, BY DESIGNERS.**





<http://www.framerjs.com>

Framer

A prototyping tool for animation and interaction on desktop and mobile.

Framer can help you to quickly build interactions and animations. Built for designers and integrates with Photoshop. Great alternative to Quartz Composer, Flash or Keynote.

Photoshop

Framer integrated with Photoshop to quickly export assets and set up a project.

Performance

Hardware accelerated for high frame rates. Based on CSS keyframes.

Animation

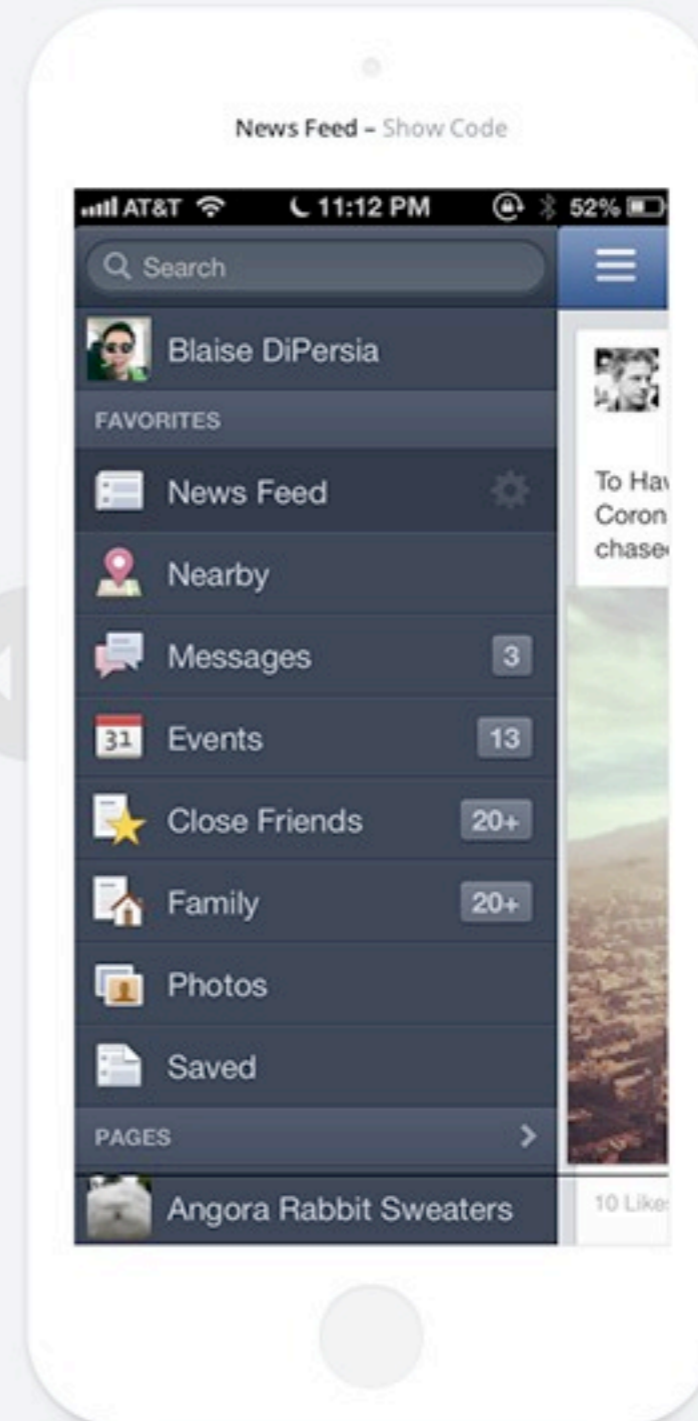
Animate any view in full 3D space with spring physics and bezier curves.

Flexible

Works well for desktop, mobile and tablets. Plays well with the rest of the browser.

[Download Framer](#)

Version 2.0 - [Source on Github](#)



a simple

Process



“ *There's no one magic workflow.*

– JENNIFER ROBBINS

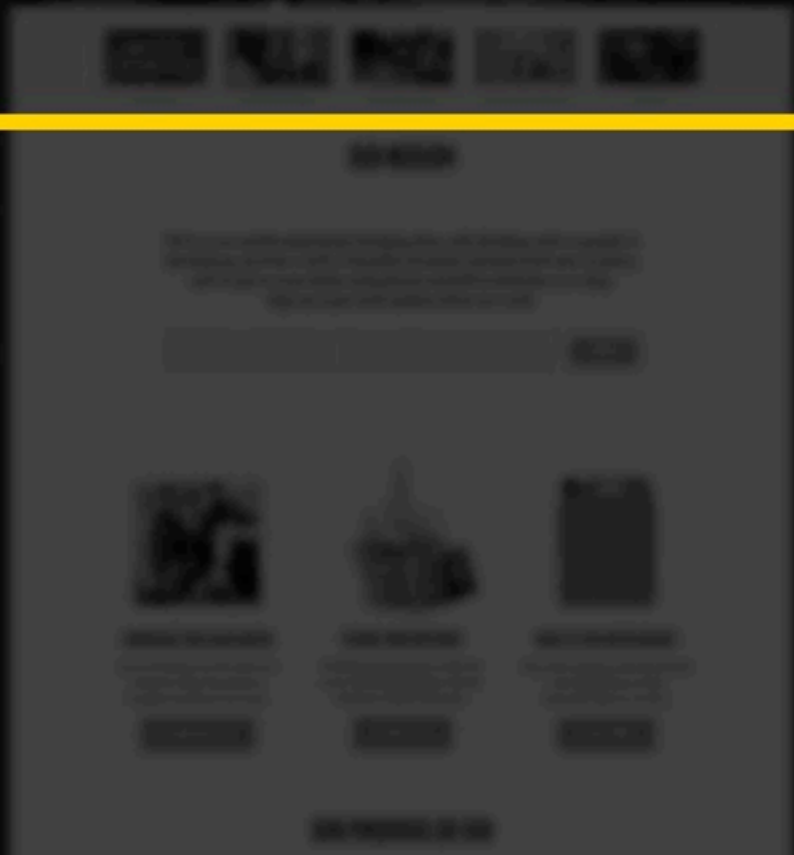
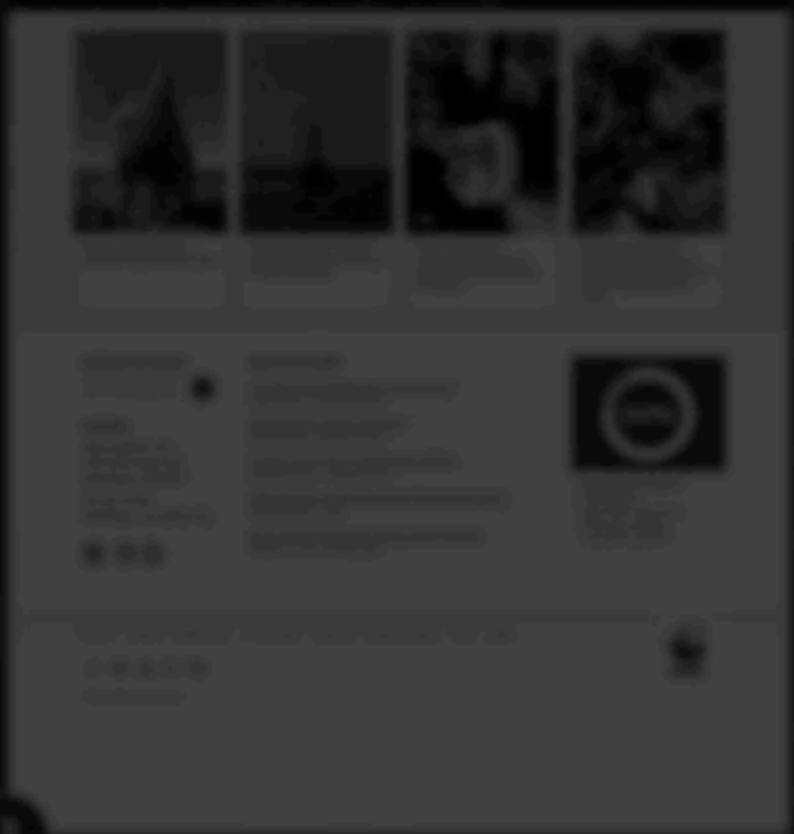


@jenville



Kick-off Meeting!

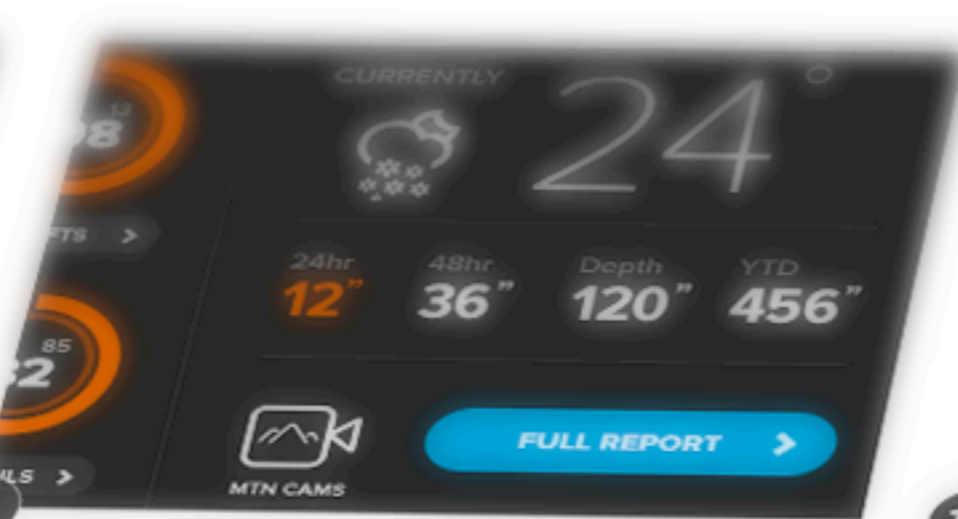
Design Exploration



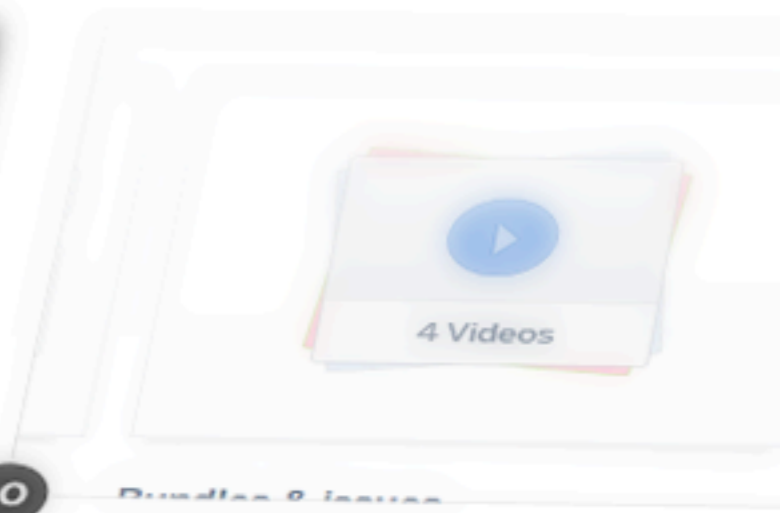
 <http://atendesign.com/blog/mood-boards-evolution>



9



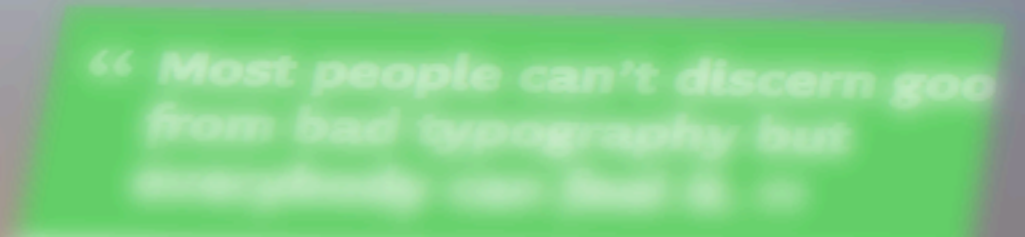
10



12



13





http://styletiles.es


Style TILES

A Visual Web Design Process *for* Clients & the Responsive Web

■ WHAT ARE STYLE TILES? ■

Style Tiles are a design deliverable consisting of fonts, colors and interface elements that communicate the essence of a visual brand for the web.

They help form a common visual language between the designers and the stakeholders and provide a catalyst for discussions around the preferences and goals of the client.



[DOWNLOAD TEMPLATE](#)

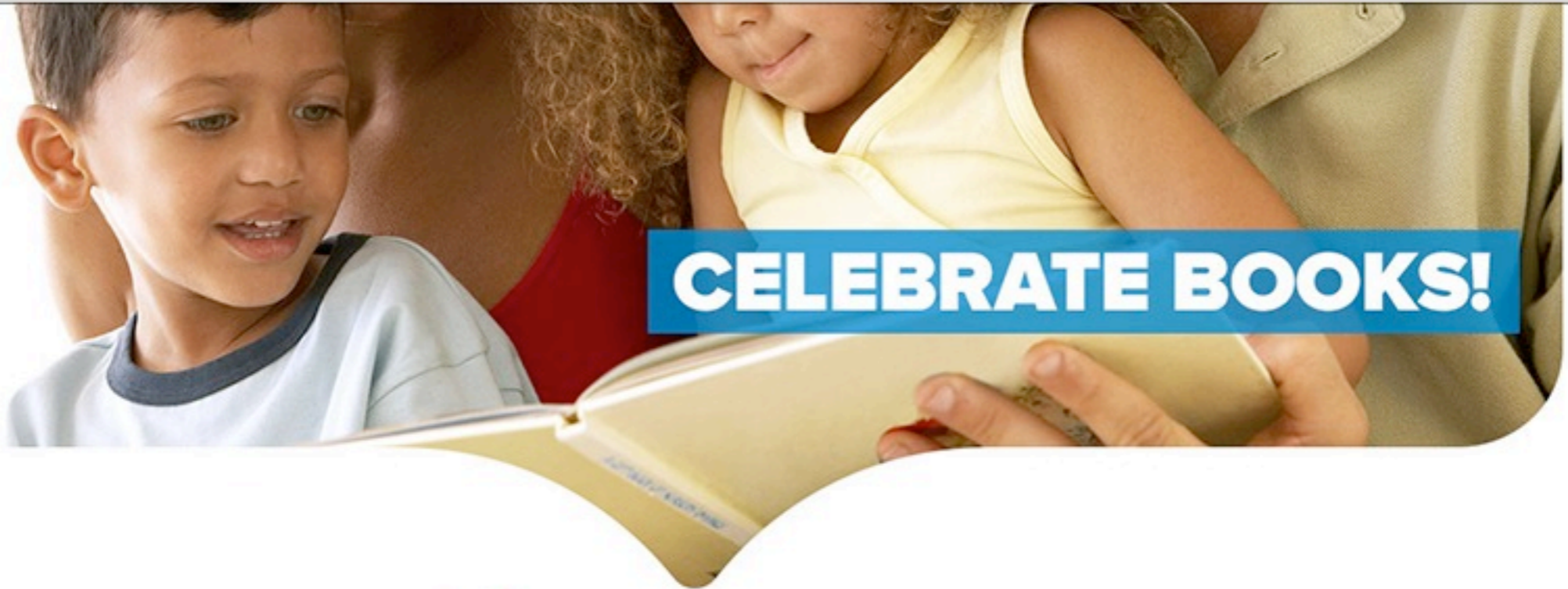

Style Tiles are similar to the paint chips and fabric swatches an interior designer gets approval on before designing a room. An interior designer doesn't design three different rooms for a client at the first kick-off meeting, so why do Web designers design three different webpage mockups?

Present clients with interface choices without making the investment in multiple photoshop mockups.

WHEN TO USE STYLE TILES?



<http://danielmall.com/articles/rif-element-collages>



[DONATE](#)

[DONATE](#)

[DONATE](#)

[DONATE](#)




GIVE A GIFT THAT'S JUST RIGHT.

Curabitur blandit tempus porttitor. Donec sed odio dui. Cras justo odio, dapibus ac facilisis in, egestas eget quam.

[SEE HOW YOU CAN HELP](#)

Sketches





Design Concept

JUNE
22-23
2013

MIT
Stata Center
Cambridge, MA

Design for Drupal, Boston is an annual web design camp covering all aspects of design, UX, & theming for Drupal websites.

Since 2009, hundreds of Drupal designers, developers and site builders have converged each year at MIT's Stata Center to share ideas, gather design inspiration, and learn new techniques for Drupal design and theme development from some of the brightest minds in the Drupal design community.



June 22-23, 2013



MIT Stata Center
(Ray and Maria Stata Center)



32 Vassar Street
Cambridge, MA
[GOOGLE MAPS >](#)

Volunteer

Design for Drupal is seeking volunteers to help

Registration

Detailed registration instructions are coming

JUNE
22-23
2013

MIT
Stata Center
Cambridge, MA

Design for Drupal, Boston is an annual web design camp covering all aspects of design, UX, & theming for Drupal websites.

Since 2009, hundreds of Drupal designers, developers and site builders have converged each year at MIT's Stata Center to share ideas, gather design inspiration, and learn new techniques for Drupal design and theme development from some of the brightest minds in the Drupal design community.



June 22-23, 2013



MIT Stata Center
(Ray and Maria Stata Center)



32 Vassar Street
Cambridge, MA
[GOOGLE MAPS >](#)

Volunteer

Design for Drupal is seeking volunteers to help...

Registration

Detailed registration instructions are coming...

Style Guide / Pattern Library



http://bit.ly/yuQf8N




Website Styleguide

H1. MAIN HEADERS

This is the **VIGET WEBSITE STYLEGUIDE**. Use this as a guide to find base styles for elements used in the design. Here you'll find guidelines for typography, colors, grid, text styling, form elements, buttons and more. (intro text: 30px text/ 45px leading)

GRID



WEBSITE COLORS

Main (widely used)

Accents (moderately to lightly used)

Blog Colors

#FFFFFF (255,255,255)

#CCCCCC (204,204,204)

#E6E6E6 (230,230,230)

#F2F2F2 (242,242,242)

#5AA8D0 (90,168,189)



Accents (moderately to lightly used)

Blog Colors

#CCCCCC (204,204,204)

#E6E6E6 (230,230,230)

#F2F2F2 (242,242,242)

#5AA8D0 (90,168,189)

#5AA8D0 (90,168,189)

#1D4050 (29,64,80)

#000000 (0,0,0)

#8FC996 (143,201,150)

#328328 (51,132,48)

#149608 (20,150,87)

#000000 (0,0,0)

#FFCD48 (255,205,72)

#5AA8D0 (90,168,189)

#FFA855 (255,170,85)

#E8E8E2 (232,239,226)

PORTFOLIO, BIOS, JOBS

...ns throughout the Viget website. The weights are: Regular, Italic, **Bold**, and **Black**. Regular, Italic, and **Bold** are used for body copy. A fallback font stack looks like: *Sans-serif*

...updates have been made to previously posted articles. In pellentesque faucibus vestibulum. Nulla nisi.



<http://bradfrost.github.io/this-is-responsive>

Responsive Patterns

A collection of patterns and modules for responsive designs.

Layout

Reflowing Layouts

Mostly Fluid
Column Drop
Layout Shifter
Tiny Tweaks
Main column with sidebar
3 column
3 column v2

Source-Order Shift

Table Cell
Flexbox
AppendAround

Equal Width

2 equal-width columns
3 equal-width columns
4 equal-width columns
5 equal-width columns
6 equal-width columns

Lists

List with Thumbnails
List with Thumbnails 2
List with Thumbnails and Summary

Off Canvas


Top
Left
Right
Left and Right
Bottom

Grid Block

4-up Grid Block
Double-Wide v1
Double-Wide v2
Double-Wide v3
Double-Wide v4
With Title Sections



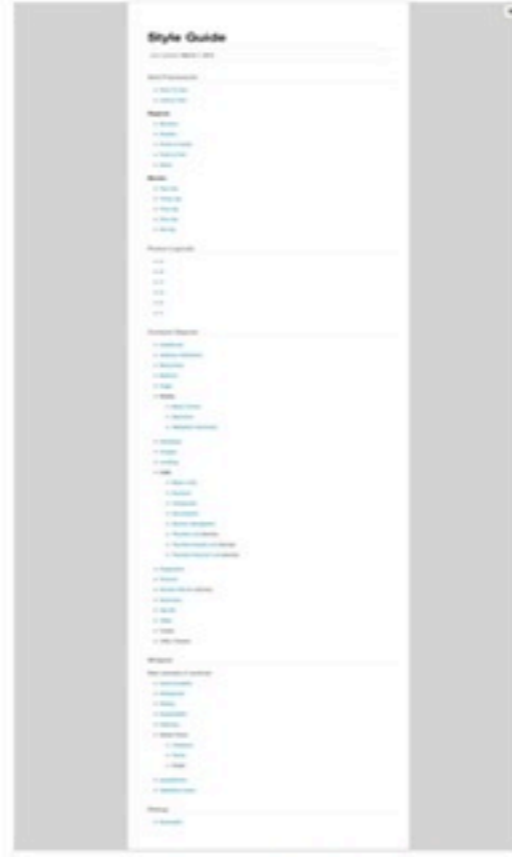
http://bit.ly/IR3IHF



Viget website style guide



Starbucks Mockups



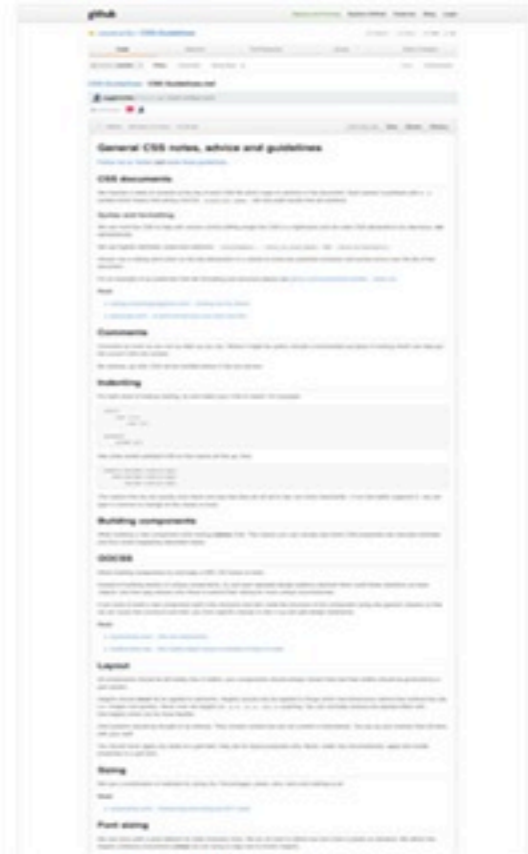
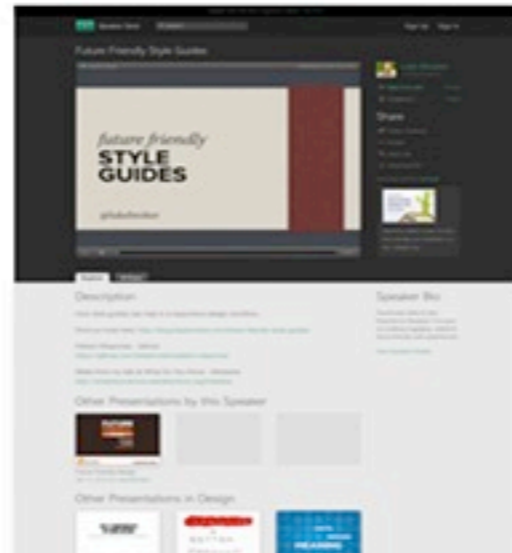

Starbucks Style Guide



Style Tiles



StyleBootstrap.info



CSS-Guidelines by csswizardry



Only the best animated gifs, looping & looping & looping &



“Gif” with the picture!

Sign up today to gravida nibh vel velit auctor aliquet. Aenean sollicitudin, lorem quis bibendum auctor, nisi elit consequat ipsum, nec sagittis sem nibh id elit. Duis sed odio sit amet nibh vulputate cursus a sit amet mauris.

CREATE AN ACCOUNT

LATEST GIFS



FROM THE BLOG

JULY 8, 2012

Colors

	Dark	Medium	Light	Very Light	White
Background					
Text					

Typography

Heading 1
Sed mollis augue sit amet leo consequat posuere

Heading 2
Sed mollis augue sit amet leo consequat posuere

Text
Sed mollis augue sit amet leo consequat posuere

Text
Sed mollis augue sit amet leo consequat posuere

Text
Sed mollis augue sit amet leo consequat posuere

Text
Sed mollis augue sit amet leo consequat posuere

Text
Sed mollis augue sit amet leo consequat posuere

Text
Sed mollis augue sit amet leo consequat posuere

Images

Image 1


Image 2


Image 3


Image 4


UI Elements

Buttons

Primary
  

Secondary
  

Icons
  

Forms

Text

Text with icon

Textarea

Dropdown

Radio
 Radio 1
 Radio 2

Checkbox
 Checkbox 1
 Checkbox 2

















Misc

Image 1


Image 2


Page
Page 1 of 1

Colors

	black	darkest	darker	dark		light	lighter	lightest	white
Gray PRIMARY									
Orange SECONDARY									

Typography

Proxima Nova
PRIMARY

Sed molestie augue sit amet leo consequat posuere

Proxima Nova Light

Sed molestie augue sit amet leo consequat posuere

Typography

Proxima Nova
PRIMARY

Sed molestie augue sit amet leo consequat posuere

Proxima Nova Light
SECONDARY

Sed molestie augue sit amet leo consequat posuere

Aller Bold Italic
TERTIARY / ACCENT

Sed molestie augue sit amet leo consequat posuere

H1

Nunc Eu Ullamcorper Orci. Quisque

H2

Nunc Eu Ullamcorper Orci. Quisque Eget

H3

Nunc Eu Ullamcorper Orci. Quisque Eget Odio

H2.BLOCK-TITLE

NUNC EU ULLAMCORPER

P

Duis sed odio sit amet nibh vulputate cursus a sit amet mauris. Morbi accumsan ipsum velit. Nam nec tellus a odio tincidunt auctor a ornare odio. Sed non mauris vitae erat consequat auctor eu in elit.

Images

THUMBNAIL



SMALL



MEDIUM



LARGE



UI Elements

Buttons

PRIMARY



SECONDARY



TERTIARY



Forms

INPUT

A light gray rectangular input field with rounded corners. On the left side, there is a dark gray person icon. The text 'USERNAME' is in dark gray, uppercase letters.


INPUT WITH BUTTON

A light gray rectangular input field with rounded corners. On the right side, there is a dark blue square button with rounded corners containing a white magnifying glass icon. The text 'SEARCH' is in dark gray, uppercase letters.

Forms

INPUT

INPUT WITH BUTTON


 

TEXTAREA

COMMENT:

SELECT

SELECT ONE:

CHECKBOX


- Option One
- Option Two

RADIO GROUP

- Option One
- Option Two

Misc

IMAGE HOLDER











DATE

———— JULY 8, 2012 ————

More Sketching!







- 1 Header
- 2 Breadcrumb Trail
- 3 Cover Shot
- 4 Actions
- 5 Title, Overview & Pull Q
- 6 Icon, Type & Metadata
- 7 Key Findings / Executive
Table of Contents Tabs
- 8 Key Findings & Sidebar
- 9 Featured Resource
- 10 Other Publications in thi
- 11 Related Publications
- 12 Flexible Sidebar

Design Continues...

Thanks!

Evaluate this session:

<http://bit.ly/VZe1K8>



@kenwoodworth



kenwoodworth.com